




FLAP INSTALLATION INFORMATION



Cut out the flag part form the main wing and prepare a linkage rod and control hom shown as the picture.



After connect the flag part with AC sheet hinge and linkage rod. Then cut the linkage rod from middle point and put in the control horn and push rod as shown picture.



Check up the flag system to be able operated well or not.

The flag system has been completed. The throws of flag is recommended to make two point 20% and 35% and final trim during on flight